

FMIvT International Equity Portfolio

For the Periods Ending September 30, 2021

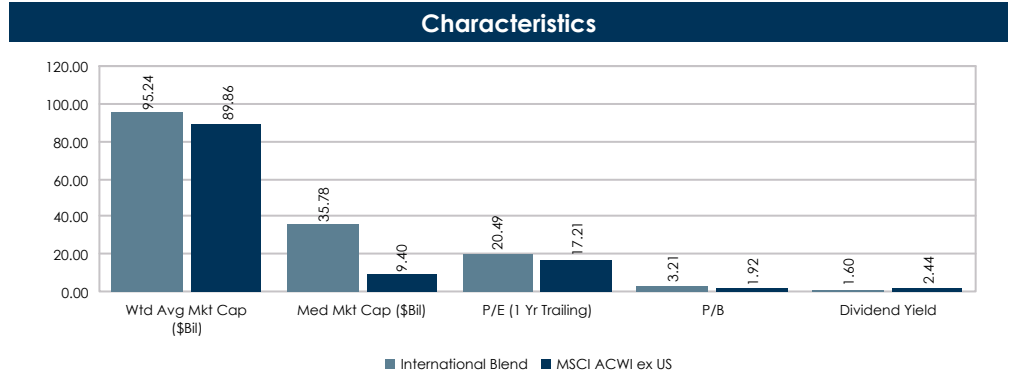
Portfolio Description	Portfolio Information
<ul style="list-style-type: none"> ▪ Strategy International Equity ▪ Manager Ninety One Asset Management and Wells Capital Management ▪ Vehicle Non-Mutual Commingled ▪ Benchmark MSCI ACWI ex US ▪ Performance Inception Date June 2005 (Manager changes April 2011, October 2014 & October 2017) ▪ Fees Manager Fee - 43 bps; Admin Fee - 14.5 bps ▪ Total Expenses Approximately 62 bps 	<ul style="list-style-type: none"> ▪ Minimum initial investment \$50,000 ▪ Minimum subsequent investments \$5,000 ▪ Minimum redemption \$5,000 ▪ The Portfolio is open once a month, on the first business day following the Portfolio Valuation date, to accept Member contributions or redemptions. ▪ The Portfolio is valued on the last business day of the month. ▪ The Administrator must have advance written notification of Member contributions or redemptions.

Portfolio Objectives and Constraints	Dollar Growth Summary (\$000s)		
<ul style="list-style-type: none"> ▪ Invests in developed and emerging markets outside the US. Maintains approximately equal weightings to both growth and value securities through a systematic rebalancing process. ▪ Outperform the MSCI ACWI ex US over a complete market cycle (usually 3 to 5 years). ▪ Rank above median in a relevant peer group universe. ▪ Stock values fluctuate in response to the activities of individual companies, the general market and economic conditions. Investments in foreign securities generally pose greater risk than domestic securities. 		3 Months	FYTD
	Beginning Market Value	223,103	146,953
	Net Additions	-9	35,727
	Return on Investment	-7,732	32,681
	Ending Market Value	215,362	215,362

FMIvT International Equity Portfolio

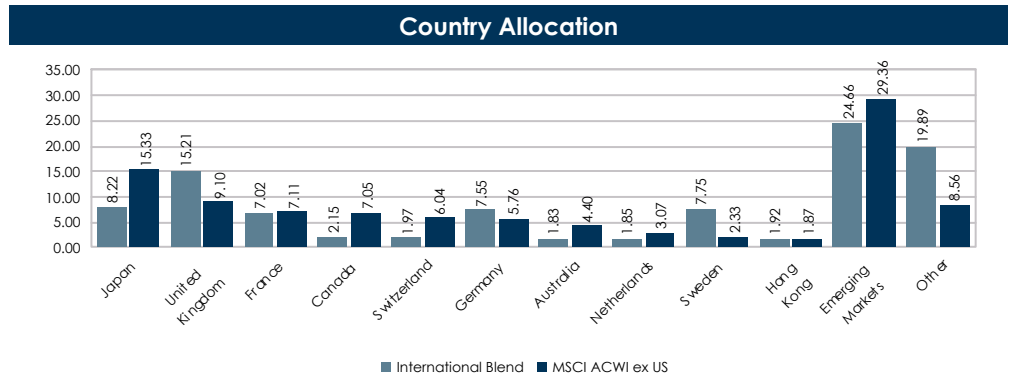
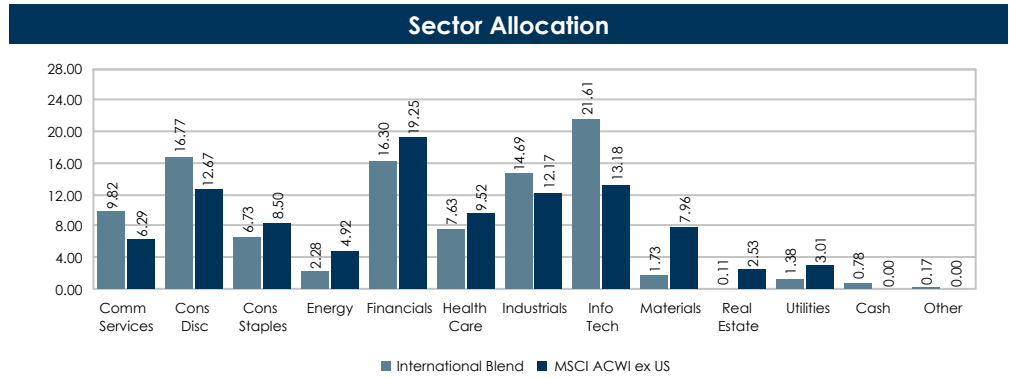
For the Periods Ending September 30, 2021

Manager Allocation		
Name	Market Value (\$000s)	Allocation (%)
Total International Blend	215,362	100.00
Ninety One International Dynamic Fund	195,972	91.00
Wells Capital EM Large/Mid Cap Fund	19,390	9.00



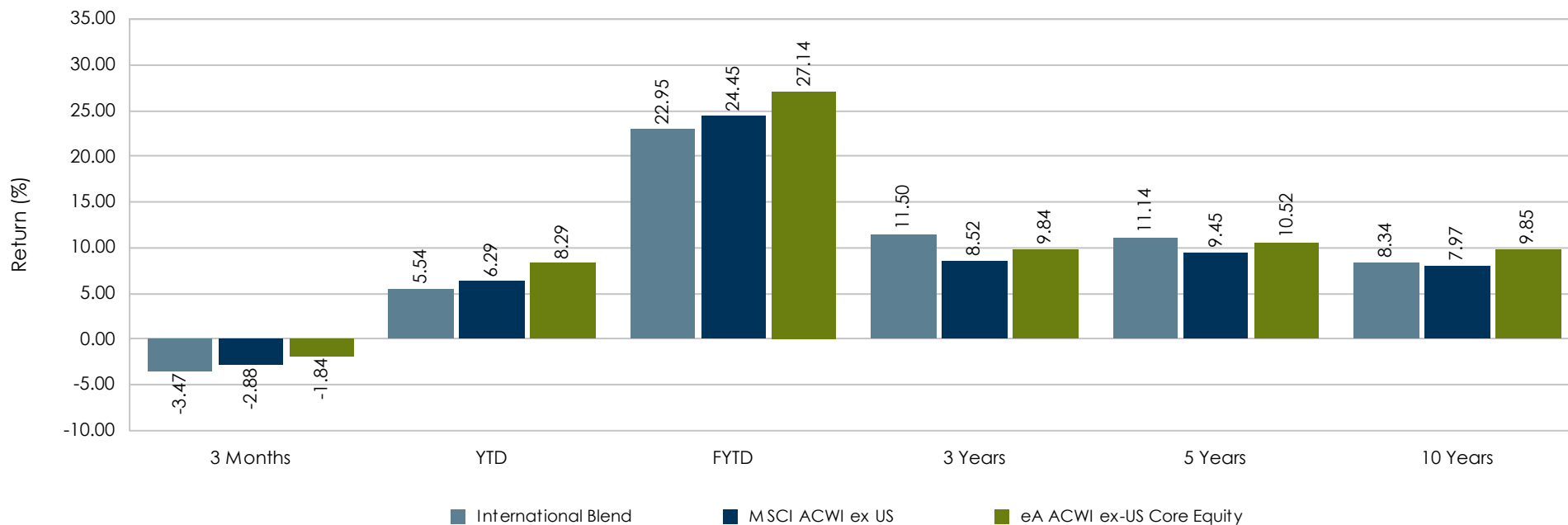
Dollar Growth Summary (\$000s)

	3 Months	FYTD
Beginning Market Value	223,103	146,953
Net Additions	-9	35,727
Return on Investment	-7,732	32,681
Ending Market Value	215,362	215,362



FMIvT International Equity Portfolio

For the Periods Ending September 30, 2021

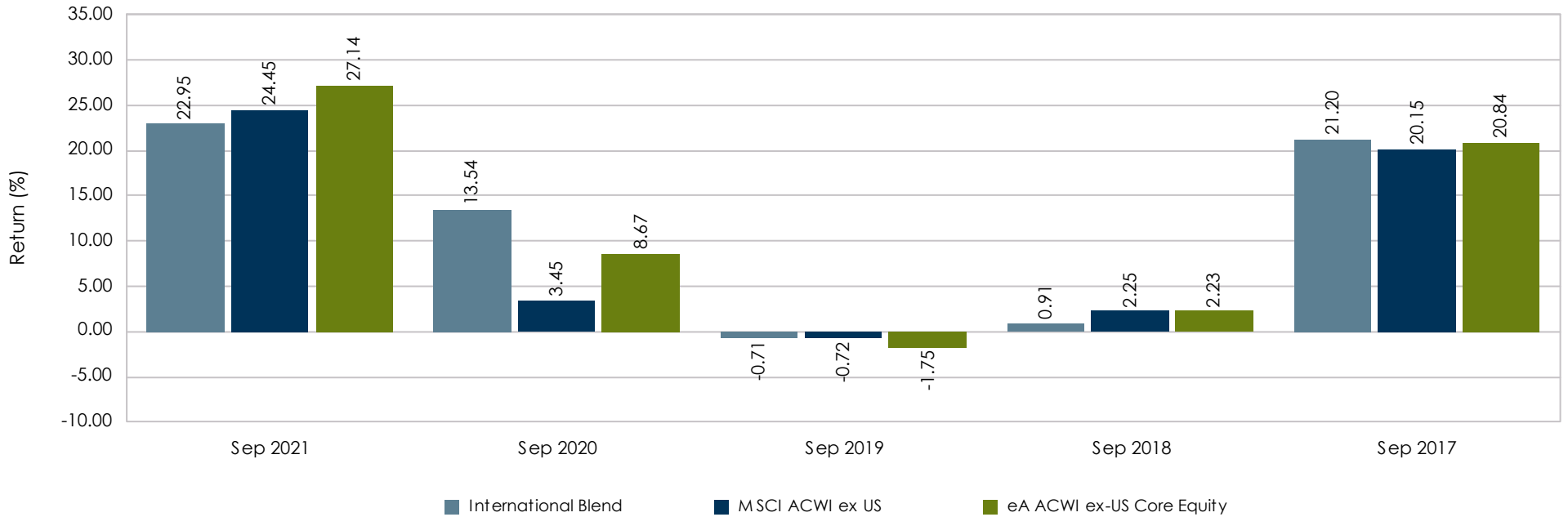


	3 Months	YTD	FYTD	3 Years	5 Years	10 Years
Ranking	87	80	76	34	43	82
5th Percentile	1.29	17.54	40.90	16.09	15.02	12.68
25th Percentile	-0.79	12.14	32.13	12.34	12.48	11.07
50th Percentile	-1.84	8.29	27.14	9.84	10.52	9.85
75th Percentile	-2.89	5.97	23.04	7.95	9.22	8.71
95th Percentile	-4.46	0.82	15.05	5.10	7.48	7.90
Observations	145	145	145	131	121	88

The rankings represent the portfolio's returns versus a peer universe. The rankings are on a scale of 1 to 100 with 1 being the best.

FMIvT International Equity Portfolio

For the One Year Periods Ending September



	Sep 2021	Sep 2020	Sep 2019	Sep 2018	Sep 2017
Ranking	76	27	41	73	46
5th Percentile	40.90	21.85	5.53	7.63	29.51
25th Percentile	32.13	13.91	0.69	4.47	24.18
50th Percentile	27.14	8.67	-1.75	2.23	20.84
75th Percentile	23.04	2.00	-3.98	0.59	18.05
95th Percentile	15.05	-4.88	-8.86	-2.69	14.26
Observations	145	160	159	161	156

The rankings represent the portfolio's returns versus a peer universe. The rankings are on a scale of 1 to 100 with 1 being the best.