

FMIvT Core Real Estate Portfolio

For the Periods Ending September 30, 2021

Portfolio Description	Portfolio Information
<ul style="list-style-type: none"> ■ Strategy Core Real Estate ■ Manager Morgan Stanley Real Estate Advisor, Inc. ■ Vehicle Non-Mutual Commingled ■ Benchmark NFI ODCE Net Index ■ Performance Inception Date April 2018 ■ Fees Manager Fees - 124 bps; Admin Fees - 14.5 bps ■ Total Expenses Approximately 141 bps 	<ul style="list-style-type: none"> ■ Minimum initial investment \$50,000 ■ Minimum subsequent investments \$5,000 ■ Minimum redemption \$5,000 or Member's entire remaining account balance if the Member's balance falls below \$50,000 ■ The Portfolio is open once a quarter, on the first business day following the Portfolio Valuation date, to accept Member contributions or redemptions. ■ The Portfolio is valued on the last business day of the calendar quarter. ■ The Administrator must have written notification five business days prior to the valuation of the Portfolio of Member contributions or redemptions.

Portfolio Objectives and Constraints	Dollar Growth Summary (\$000s)		
<ul style="list-style-type: none"> ■ Invests in real estate properties diversified by type and location. ■ Outperform the NFI ODCE Net index on an annual basis. 		3 Months	FYTD
	Beginning Market Value	116,778	110,059
	Net Additions	-314	-1,613
	Return on Investment	7,041	15,060
	Ending Market Value	123,506	123,506

FMIvT Core Real Estate Portfolio

For the Periods Ending September 30, 2021

Account Description

- **Strategy** Core Real Estate
- **Vehicle** Non-Mutual Commingled
- **Benchmark** NFI ODCE Net
- **Performance Inception Date** April 2018

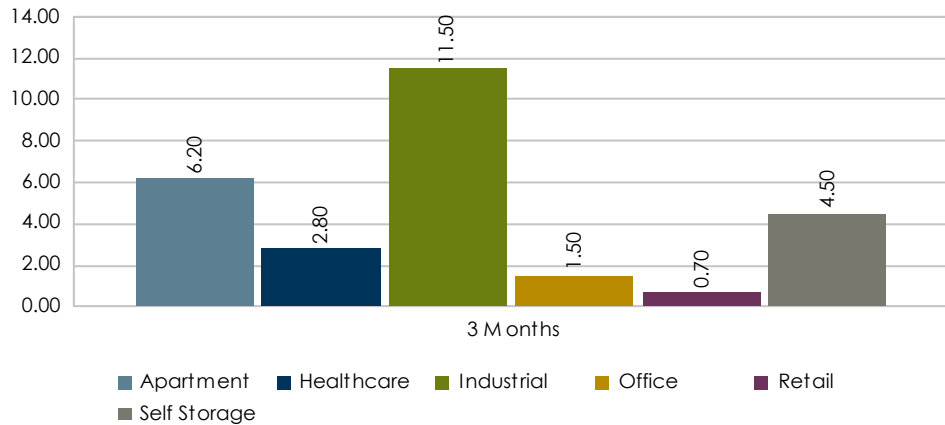
Fund Information

▪ Gross Market Value	\$37,105,000,000
▪ Net Market Value	\$30,586,000,000
▪ Cash Balance of Fund	\$611,720,000
▪ # of Properties	474
▪ # of Participants	419

Performance Goals

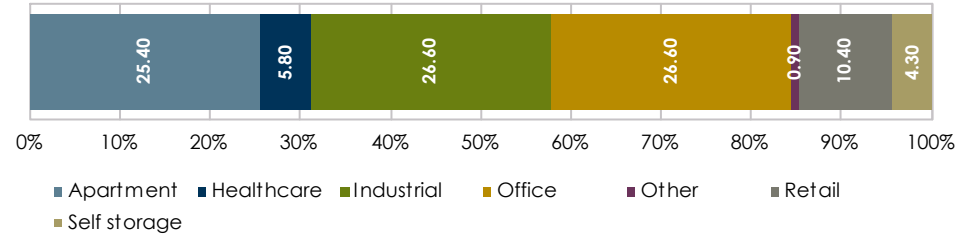
- Invests in real estate properties diversified by type and location.
- Outperform the NFI ODCE Net index on an annual basis.

Returns by Property Type (%)

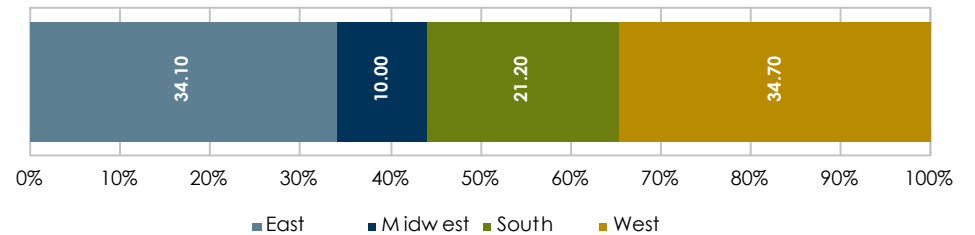


Allocations

Property Type

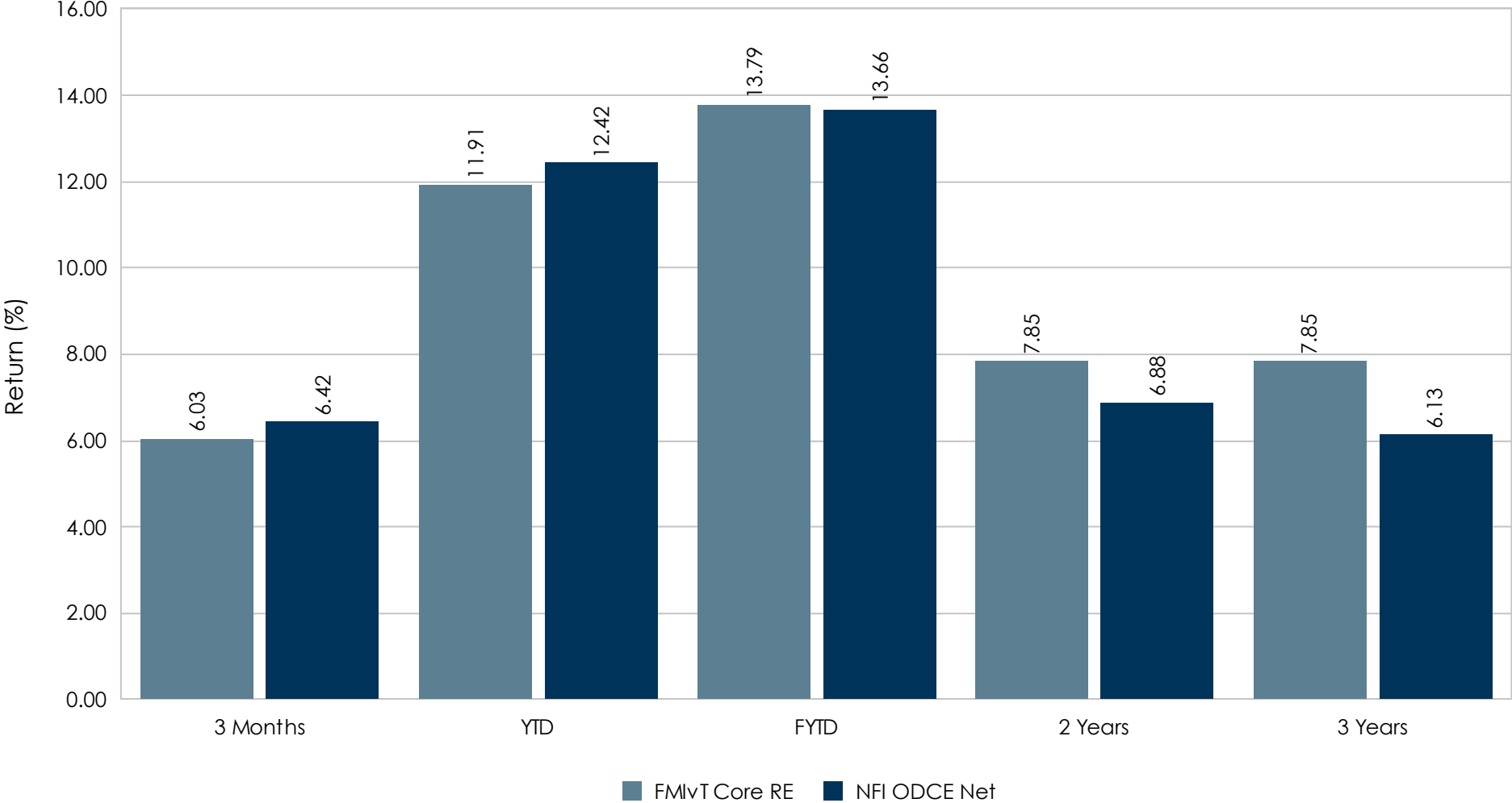


Geographic Region



FMIvT Core Real Estate Portfolio

For the Periods Ending September 30, 2021



FMIvT Core Real Estate Portfolio
For the One Year Periods Ending September

