

FMIvT Broad Market High Quality Bond Fund

For the Periods Ending September 30, 2021

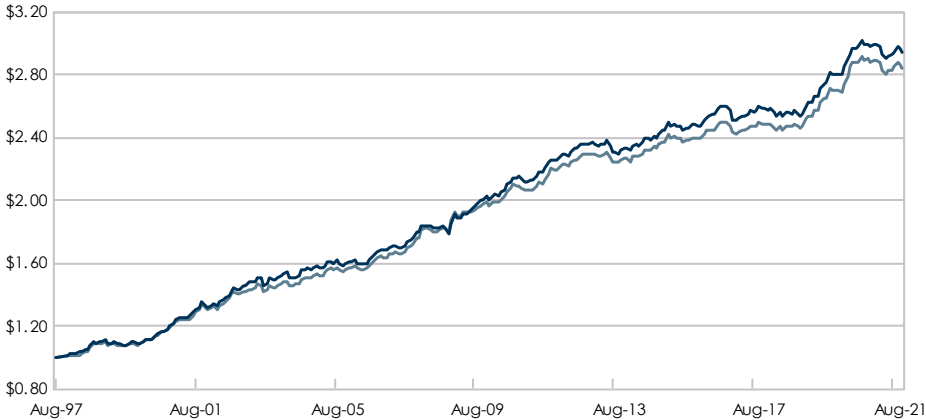
Portfolio Description	Portfolio Information
<ul style="list-style-type: none"> ■ Strategy Expanded High Quality Fixed Income ■ Manager Atlanta Capital Management Company ■ Vehicle Separately Managed Account ■ Benchmark Barclays Aggregate A+ ■ Performance Inception Date January 1998 ■ Fees Manager Fees - 15 bps; Admin Fees - 14.5 bps ■ Total Expenses Approximately 33 bps 	<ul style="list-style-type: none"> ■ Minimum initial investment \$50,000 ■ Minimum subsequent investments \$5,000 ■ Minimum redemption \$5,000 ■ The Portfolio is open once a month, on the first business day following the Portfolio Valuation date, to accept Member contributions or redemptions. ■ The Portfolio is valued on the last business day of the month. ■ The Administrator must have advance written notification of Member contributions or redemptions.

Portfolio Objectives and Constraints	Dollar Growth Summary (\$000s)		
<ul style="list-style-type: none"> ■ Invests in Government and high quality securities while maintaining an average maturity of approximately eight and one-half years. ■ Outperform the BloomBar US Aggregate A+ over a complete market cycle (usually 3 to 5 years). ■ Rank above median in a relevant peer group universe. ■ The Portfolio is subject to interest rate, credit and liquidity risk, which may cause a loss of principal. Neither the Fund nor its yield is guaranteed by the US Government. 		3 Months	FYTD
	Beginning Market Value	167,921	137,851
	Net Additions	5,138	37,936
	Return on Investment	-219	-2,947
	Income	673	3,199
	Gain/Loss	-893	-6,146
	Ending Market Value	172,840	172,840

FMIvT Broad Market High Quality Bond Fund

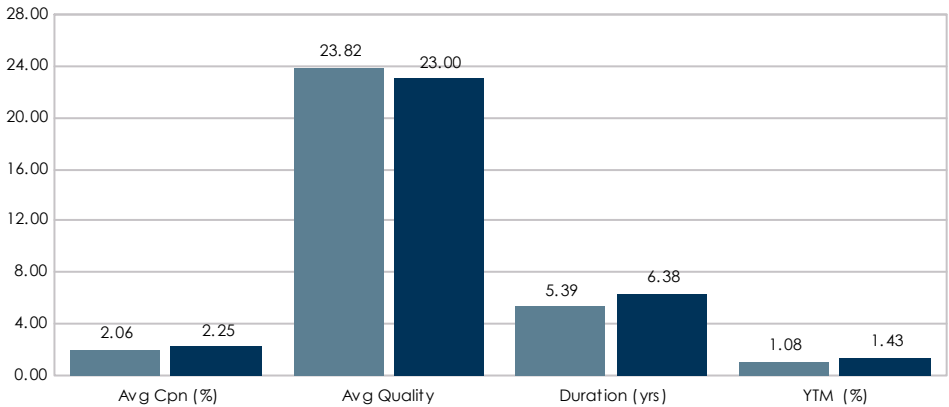
For the Periods Ending September 30, 2021

Growth of a Dollar



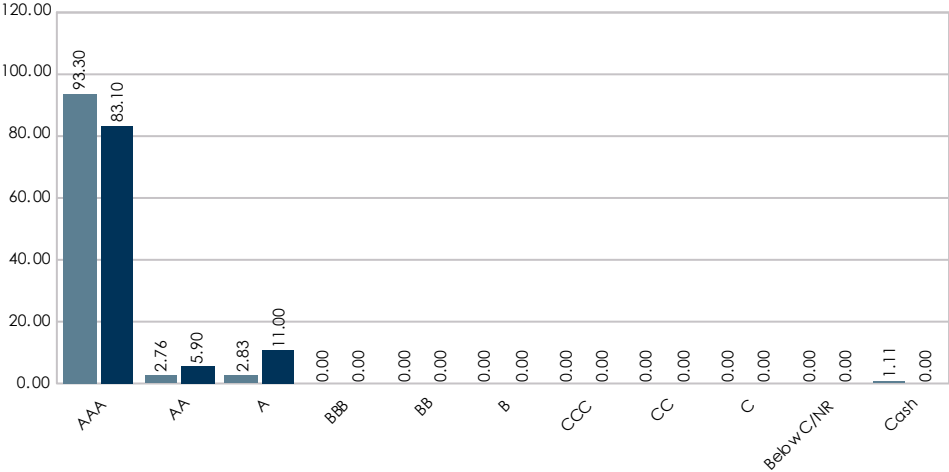
— Broad Market High Quality — BloomBar U.S. Aggregate A+

Characteristics



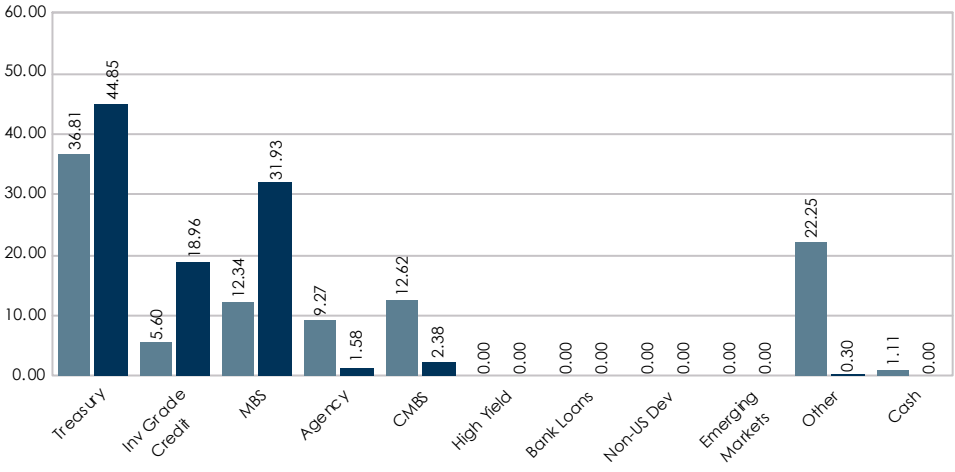
■ Broad Market High Quality ■ BloomBar U.S. Aggregate A+

Quality Allocation



■ Broad Market High Quality ■ BloomBar U.S. Aggregate A+

Sector Allocation

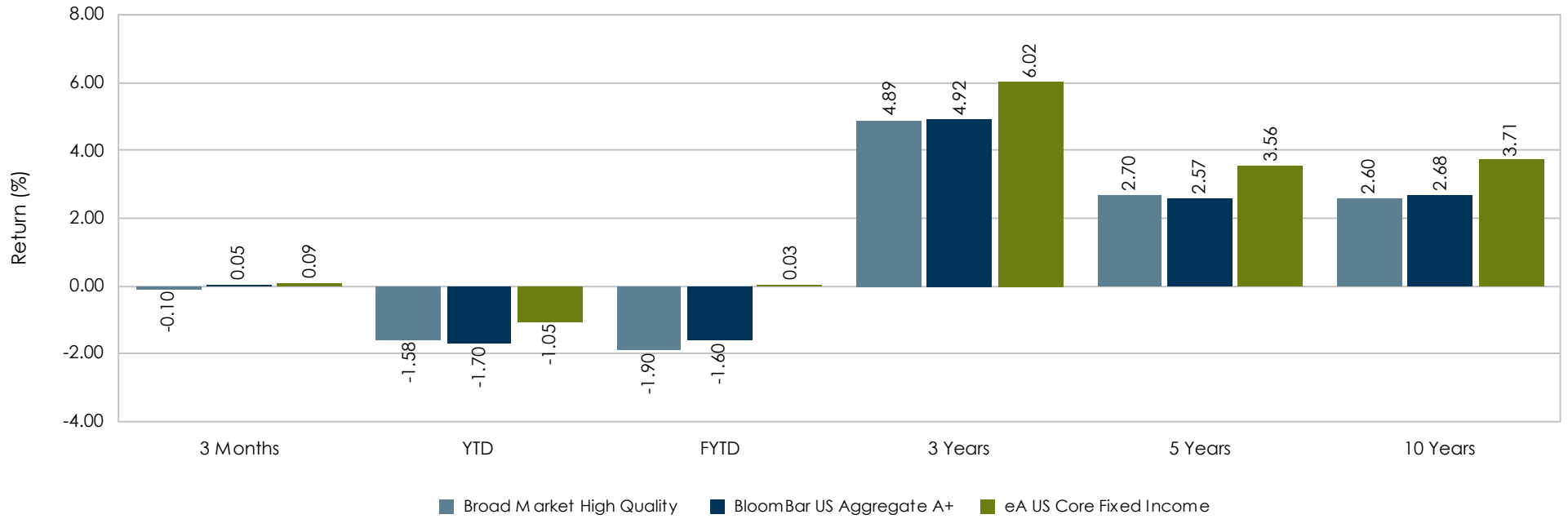


■ Broad Market High Quality ■ BloomBar U.S. Aggregate A+

The Other sector consists of ABS, CMO, Convertibles, Municipals, Private Placements/144As and TIPS.

FMIvT Broad Market High Quality Bond Fund

For the Periods Ending September 30, 2021

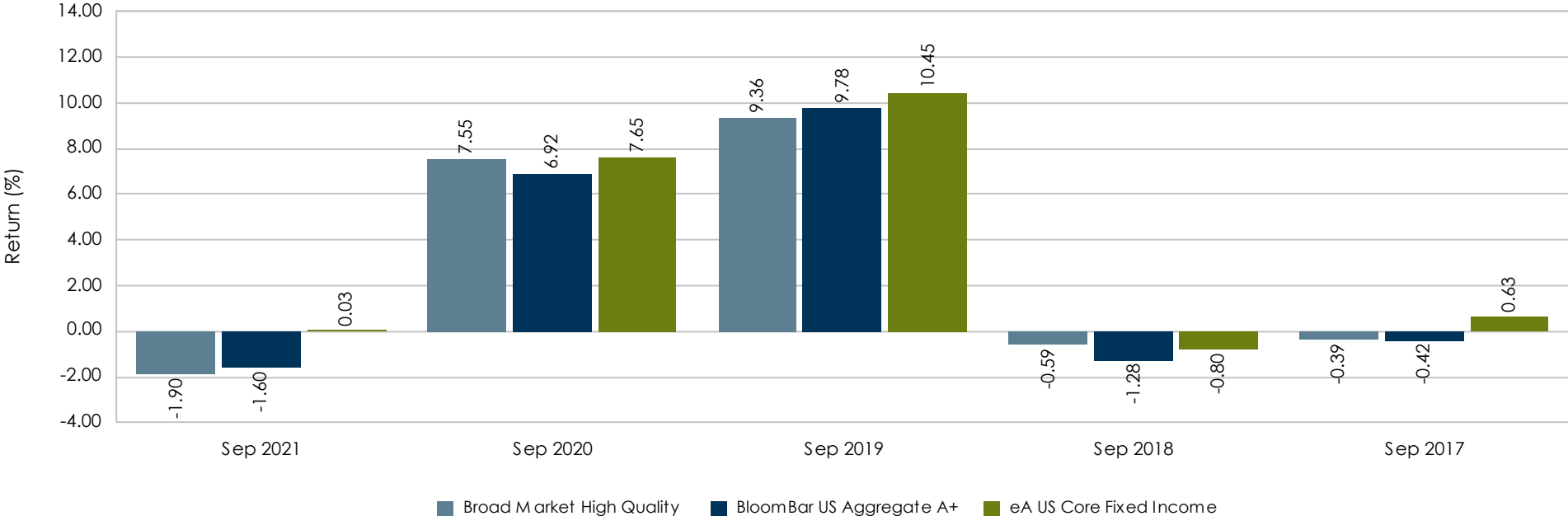


	3 Months	YTD	FYTD	3 Years	5 Years	10 Years
Ranking	92	83	98	96	99	99
5th Percentile	0.35	0.55	2.36	7.02	4.53	4.73
25th Percentile	0.18	-0.60	0.86	6.40	3.89	4.00
50th Percentile	0.09	-1.05	0.03	6.02	3.56	3.71
75th Percentile	0.00	-1.48	-0.68	5.64	3.29	3.43
95th Percentile	-0.14	-2.00	-1.61	4.89	2.77	2.87
Observations	206	206	206	204	201	191

The rankings represent the portfolio's returns versus a peer universe. The rankings are on a scale of 1 to 100 with 1 being the best.

FMIvT Broad Market High Quality Bond Fund

For the One Year Periods Ending September



	Sep 2021	Sep 2020	Sep 2019	Sep 2018	Sep 2017
Ranking	98	55	92	33	98
5th Percentile	2.36	9.36	11.69	0.33	2.32
25th Percentile	0.86	8.33	10.86	-0.49	1.17
50th Percentile	0.03	7.65	10.45	-0.80	0.63
75th Percentile	-0.68	7.02	10.08	-1.00	0.30
95th Percentile	-1.61	5.73	8.49	-1.36	-0.23
Observations	206	254	258	269	268

The rankings represent the portfolio's returns versus a peer universe. The rankings are on a scale of 1 to 100 with 1 being the best.