

## FMIvT 0-2 Year High Quality Bond Fund

For the Periods Ending September 30, 2021

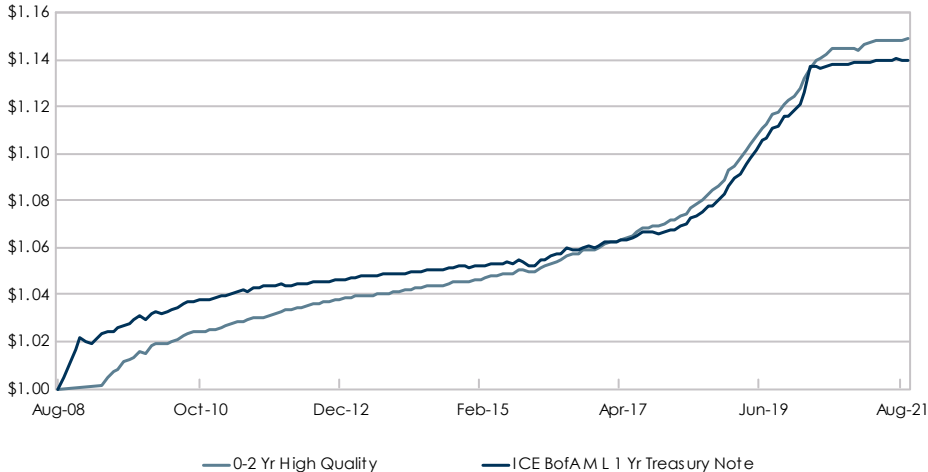
Portfolio Description	Portfolio Information
<ul style="list-style-type: none"> <li>■ <b>Strategy</b> Ultra-Short Term Fixed Income Portfolio</li> <li>■ <b>Manager</b> Atlanta Capital Management Company</li> <li>■ <b>Vehicle</b> Separately Managed Account</li> <li>■ <b>Benchmark</b> BofA ML 1 Yr Treasury Note</li> <li>■ <b>Performance Inception Date</b> April 2009</li> <li>■ <b>Fees</b> Manager Fees - 10 bps; Admin Fees - 10.5 bps</li> <li>■ <b>Total Expenses</b> Approximately 23 bps</li> </ul>	<ul style="list-style-type: none"> <li>■ <b>Minimum initial investment</b> \$50,000</li> <li>■ <b>Minimum subsequent investments</b> \$5,000</li> <li>■ <b>Minimum redemption</b> \$5,000</li> <li>■ The Portfolio is open twice a month, on the first business day following the Portfolio Valuation date, to accept Member contributions or redemptions.</li> <li>■ The Portfolio is valued on the 15th and last business day of the month. If the 15th is not a business day, the valuation is the next succeeding business day.</li> <li>■ The Administrator must have advance written notification of Member contributions or redemptions.</li> </ul>

Portfolio Objectives and Constraints	Dollar Growth Summary (\$000s)		
<ul style="list-style-type: none"> <li>■ Invests in Government and high quality securities while maintaining an average maturity of approximately one year.</li> <li>■ Outperform the ICE BofA ML 1 Yr Treasury Note over a complete market cycle (usually 3 to 5 years).</li> <li>■ Rank above median in a relevant peer group universe.</li> <li>■ The Portfolio is subject to interest rate and credit risk, which may cause a loss of principal. Shares of the Portfolio are neither insured nor guaranteed by any US Government Agency, including the FDIC.</li> </ul>		<b>3 Months</b>	<b>FYTD</b>
	<b>Beginning Market Value</b>	<b>177,597</b>	<b>177,407</b>
	Net Additions	-278	-580
	Return on Investment	126	618
	Income	646	2,958
	Gain/Loss	-520	-2,339
	<b>Ending Market Value</b>	<b>177,445</b>	<b>177,445</b>

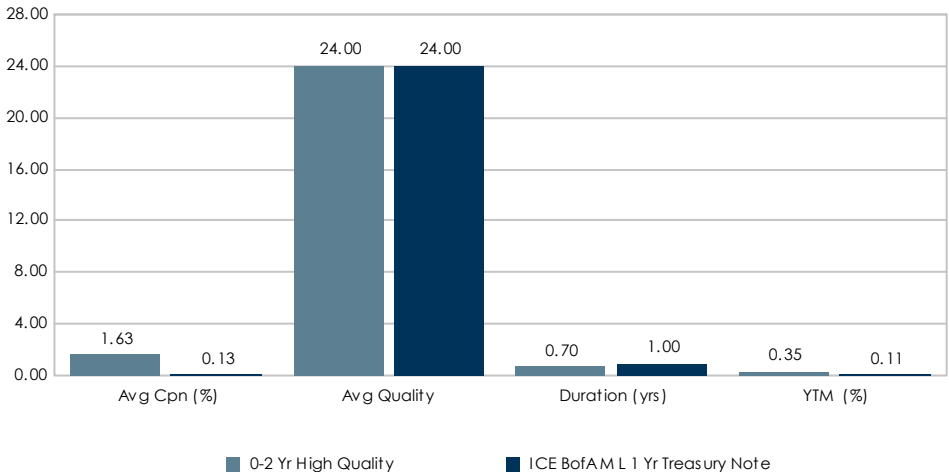
**FMIvT 0-2 Year High Quality Bond Fund**

For the Periods Ending September 30, 2021

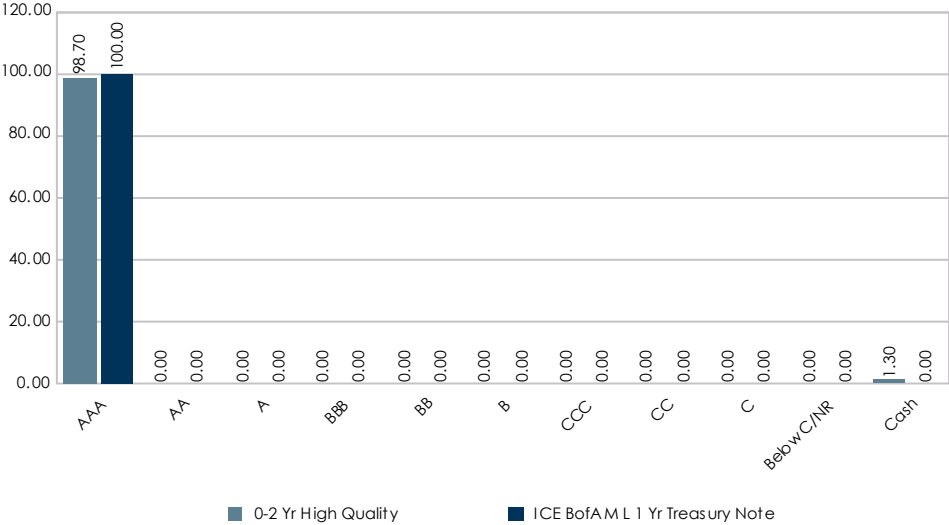
**Growth of a Dollar**



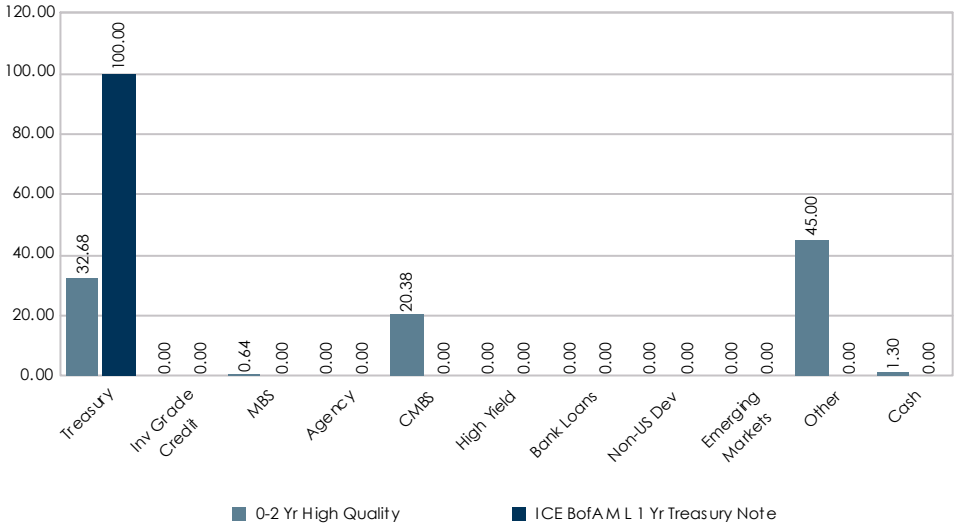
**Characteristics**



**Quality Allocation**



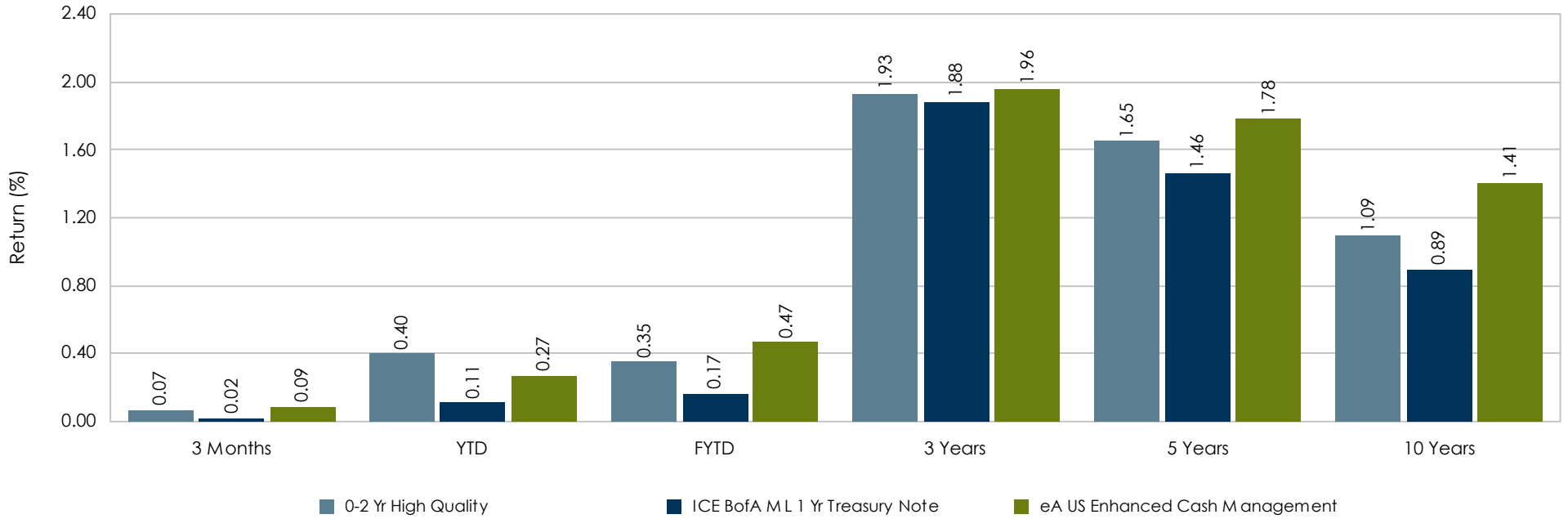
**Sector Allocation**



The Other sector consists of ABS, CMO, Convertibles, Municipals, Private Placements/144As and TIPS.

**FMIvT 0-2 Year High Quality Bond Fund**

For the Periods Ending September 30, 2021

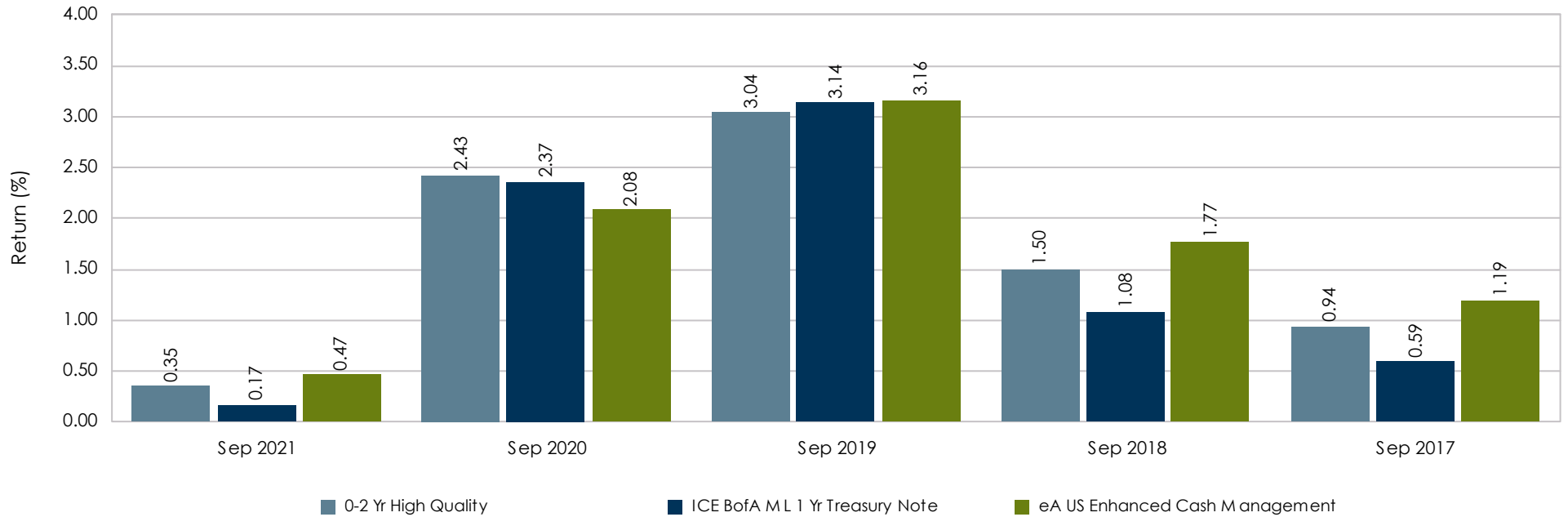


	3 Months	YTD	FYTD	3 Years	5 Years	10 Years
Ranking	62	32	67	54	74	82
5th Percentile	0.26	0.94	1.84	3.02	2.55	2.20
25th Percentile	0.13	0.44	0.74	2.22	1.96	1.62
50th Percentile	0.09	0.27	0.47	1.96	1.78	1.41
75th Percentile	0.05	0.20	0.30	1.63	1.61	1.11
95th Percentile	0.03	0.06	0.15	1.41	1.38	0.90
Observations	74	74	74	74	69	56

The rankings represent the portfolio's returns versus a peer universe. The rankings are on a scale of 1 to 100 with 1 being the best.

### FMIvT 0-2 Year High Quality Bond Fund

For the One Year Periods Ending September



	Sep 2021	Sep 2020	Sep 2019	Sep 2018	Sep 2017
Ranking	67	35	58	70	88
5th Percentile	1.84	3.41	3.87	2.33	2.24
25th Percentile	0.74	2.59	3.51	1.97	1.42
50th Percentile	0.47	2.08	3.16	1.77	1.19
75th Percentile	0.30	1.54	2.81	1.37	1.02
95th Percentile	0.15	1.14	2.53	0.82	0.79
Observations	74	92	92	84	79

The rankings represent the portfolio's returns versus a peer universe. The rankings are on a scale of 1 to 100 with 1 being the best.