

FMIvT Diversified SMID Cap Equity Portfolio

For the Periods Ending September 30, 2024

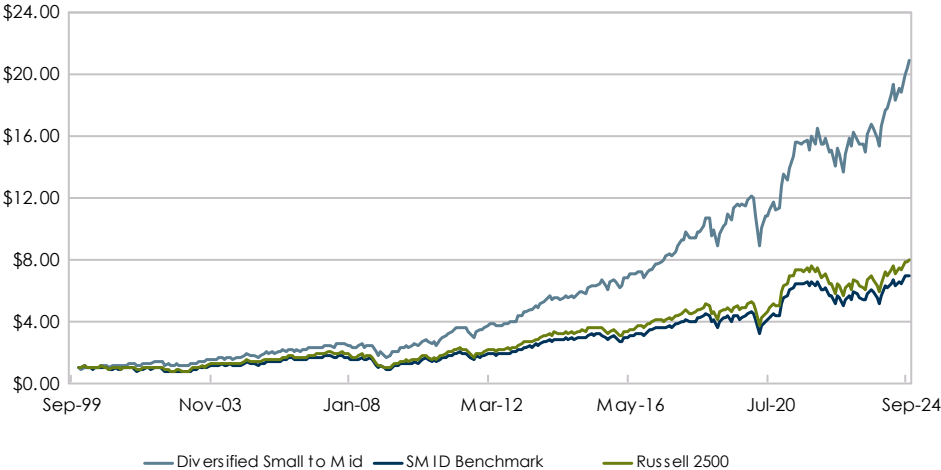
Portfolio Description	Portfolio Information
<ul style="list-style-type: none"> ▪ Strategy Small to Mid (SMID) (Strategy change in 2010) ▪ Manager Atlanta Capital Management Company ▪ Vehicle Separately Managed Account ▪ Benchmark A blend of Russell 2500 and Russell 2000 ▪ Performance Inception Date January 2000 ▪ Fees Manager Fee - 45 bps; Admin Fee - 14.5 bps ▪ Total Expenses Approximately 63 bps 	<ul style="list-style-type: none"> ▪ Minimum initial investment \$50,000 ▪ Minimum subsequent investments \$5,000 ▪ Minimum redemption \$5,000 ▪ The Portfolio is open once a month, on the first business day following the Portfolio Valuation date, to accept Member contributions or redemptions. ▪ The Portfolio is valued on the last business day of the month. ▪ The Administrator must have advance written notification of Member contributions or redemptions.

Portfolio Objectives and Constraints	Dollar Growth Summary (\$000s)		
<ul style="list-style-type: none"> ▪ Invests in small to mid cap core style common stocks of companies domiciled in the US or traded on the New York Stock Exchange. ▪ Outperform a blended index of the Russell 2500 beginning June 1, 2010 and the Russell 2000 prior to that, over a complete market cycle (usually 3 to 5 years). ▪ Rank above median in a relevant peer group universe. ▪ Stock values fluctuate in response to the activities of individual companies, the general market and economic conditions. Shares of the Portfolio are neither insured nor guaranteed by any US Government agency, including the FDIC. 		3 Months	FYTD
	Beginning Market Value	197,189	170,477
	Net Additions	2,537	-5,229
	Return on Investment	20,722	55,200
	Income	486	2,069
	Gain/Loss	20,236	53,131
	Ending Market Value	220,449	220,449

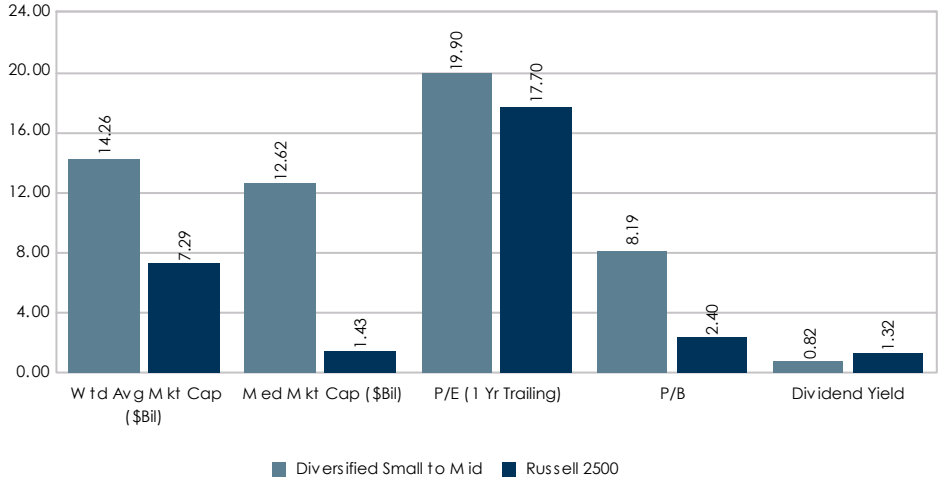
FMIvT Diversified SMID Cap Equity Portfolio

For the Periods Ending September 30, 2024

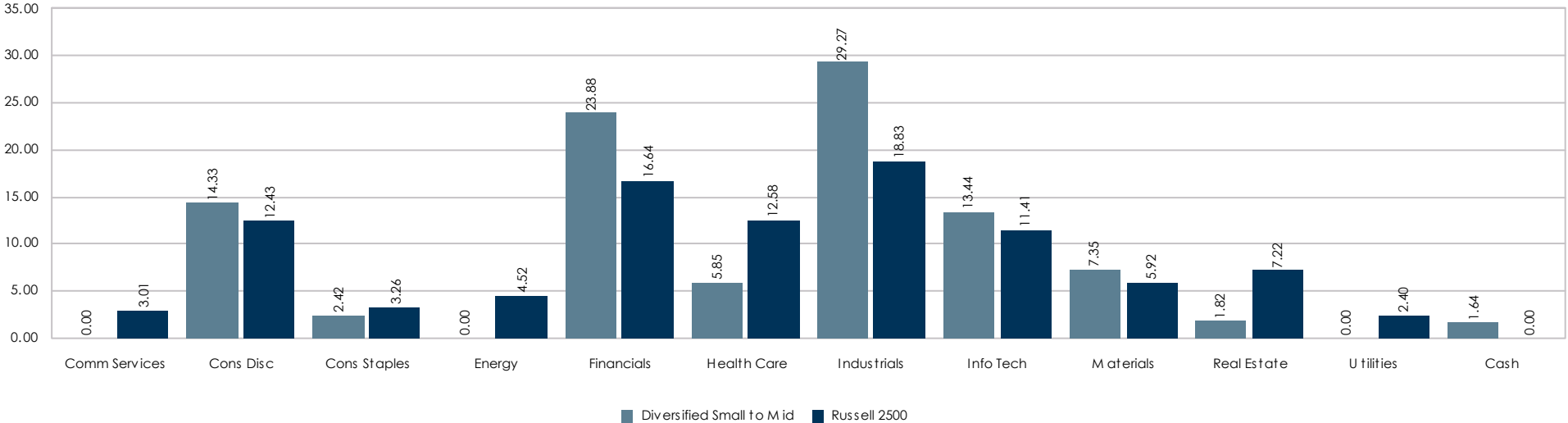
Growth of a Dollar



Characteristics

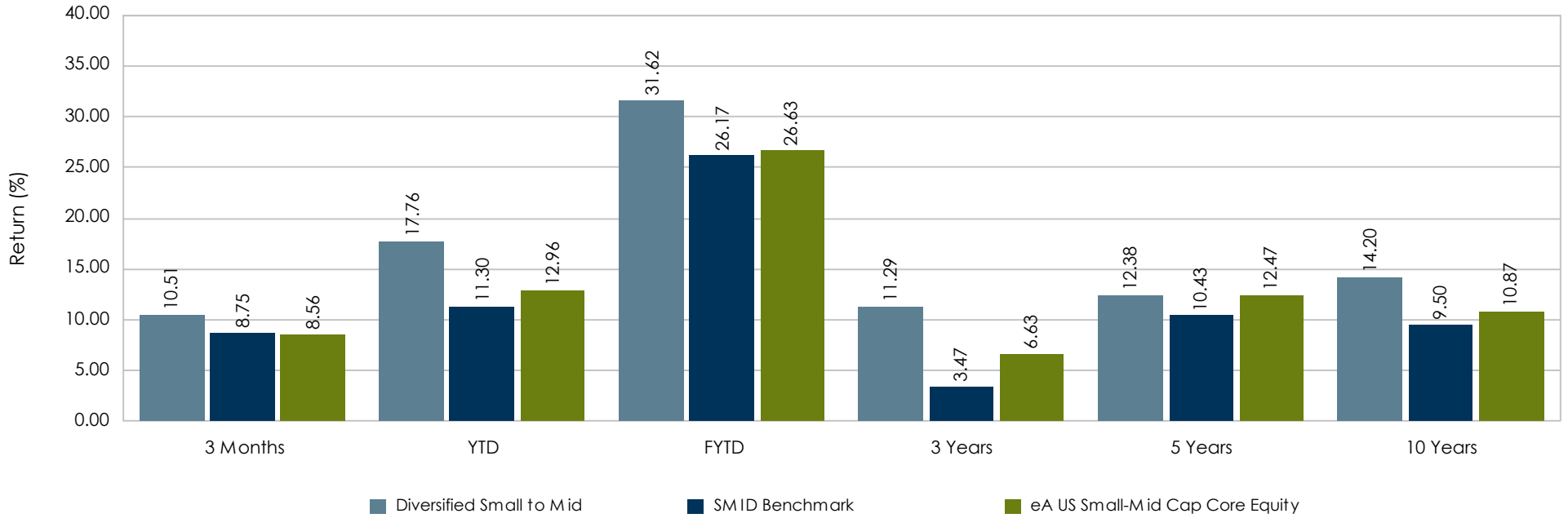


Sector Allocation



FMIvT Diversified SMID Cap Equity Portfolio

For the Periods Ending September 30, 2024

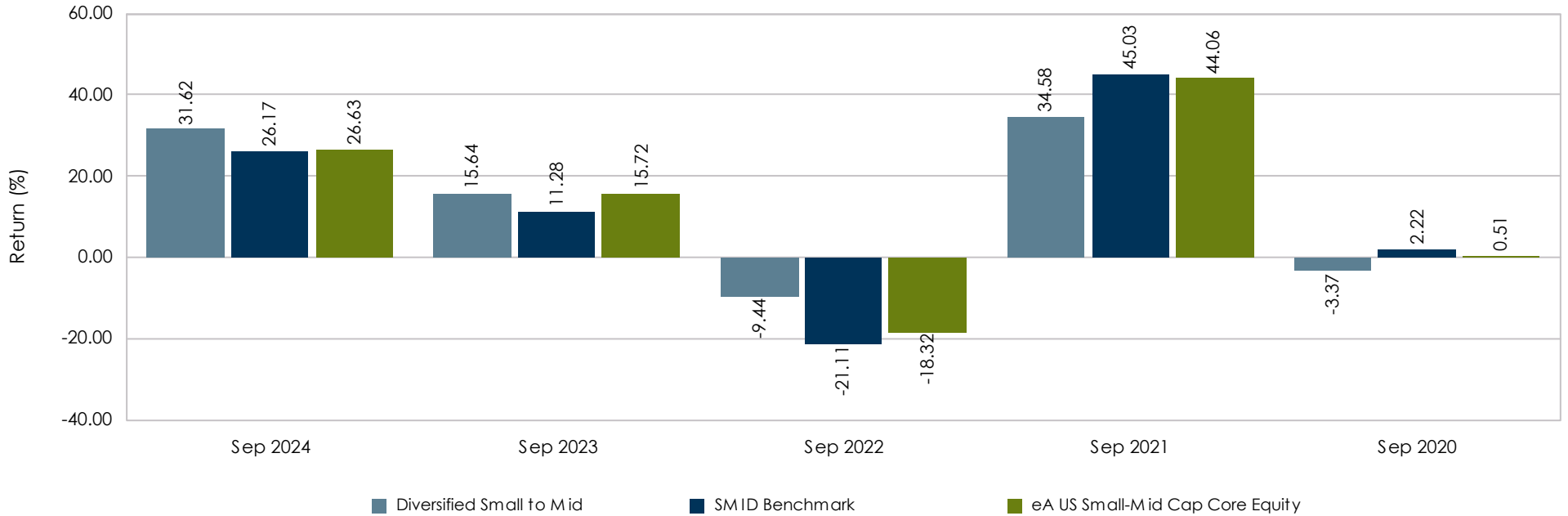


	3 Months	YTD	FYTD	3 Years	5 Years	10 Years
Ranking	21	14	19	5	52	4
5th Percentile	12.95	21.34	35.48	11.10	16.69	13.53
25th Percentile	10.00	16.03	29.46	9.00	13.85	11.87
50th Percentile	8.56	12.96	26.63	6.63	12.47	10.87
75th Percentile	7.31	10.86	23.96	4.70	10.60	9.87
95th Percentile	4.28	5.32	17.53	0.82	7.79	8.41
Observations	99	99	99	95	86	58

The rankings represent the portfolio's returns versus a peer universe. The rankings are on a scale of 1 to 100 with 1 being the best.

FMIvT Diversified SMID Cap Equity Portfolio

For the One Year Periods Ending September



Ranking	19	51	5	90	69
5th Percentile	35.48	25.25	-9.67	63.97	22.18
25th Percentile	29.46	19.92	-14.70	50.53	8.37
50th Percentile	26.63	15.72	-18.32	44.06	0.51
75th Percentile	23.96	12.52	-21.55	39.29	-3.98
95th Percentile	17.53	7.67	-27.00	29.42	-11.16
Observations	99	108	100	98	91

The rankings represent the portfolio's returns versus a peer universe. The rankings are on a scale of 1 to 100 with 1 being the best.