

FMIvT Intermediate High Quality Bond Fund

For the Periods Ending June 30, 2021

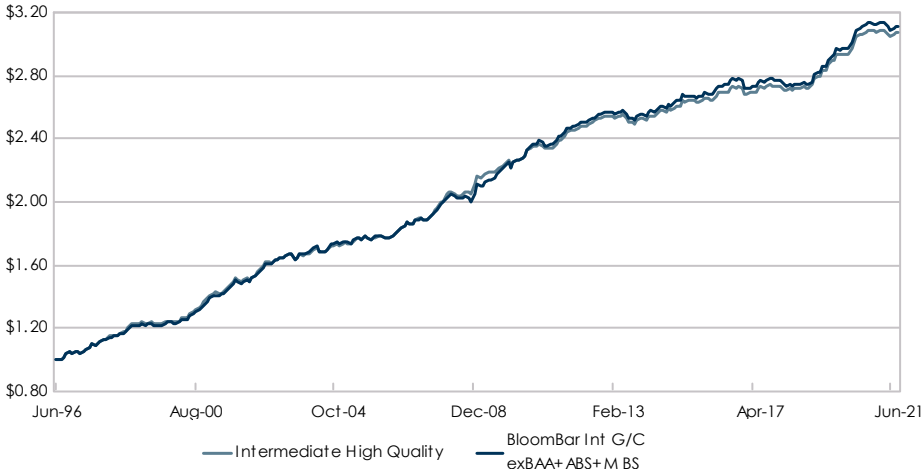
Portfolio Description	Portfolio Information
<ul style="list-style-type: none"> ■ Strategy Intermediate Fixed Income Portfolio ■ Manager Atlanta Capital Management Company ■ Vehicle Separately Managed Account ■ Benchmark Barclays Int G/C exBAA + ABS + MBS ■ Performance Inception Date July 1996 ■ Fees Manager Fees - 10 bps; Admin Fees - 10.5 bps ■ Total Expenses Approximately 22 bps 	<ul style="list-style-type: none"> ■ Minimum initial investment \$50,000 ■ Minimum subsequent investments \$5,000 ■ Minimum redemption \$5,000 ■ The Portfolio is open once a month, on the first business day following the Portfolio Valuation date, to accept Member contributions or redemptions. ■ The Portfolio is valued on the last business day of the month. ■ The Administrator must have advance written notification of Member contributions or redemptions.

Portfolio Objectives and Constraints	Dollar Growth Summary (\$000s)		
<ul style="list-style-type: none"> ■ Invests in Government and high quality securities while maintaining an average maturity of approximately five years. ■ Outperform the BloomBar Int G/C exBAA+ABS+MBS over a complete market cycle (usually 3 to 5 years). ■ Rank above median in a relevant peer group universe. ■ The Portfolio is subject to interest rate, credit and liquidity risk, which may cause a loss of principal. Neither the Fund nor its yield is guaranteed by the US Government. 			
		FYTD	
		1 Year	
	Beginning Market Value	203,711	164,810
	Net Additions	-58	38,370
	Return on Investment	-841	-369
	Income	2,819	3,710
	Gain/Loss	-3,660	-4,079
	Ending Market Value	202,811	202,811

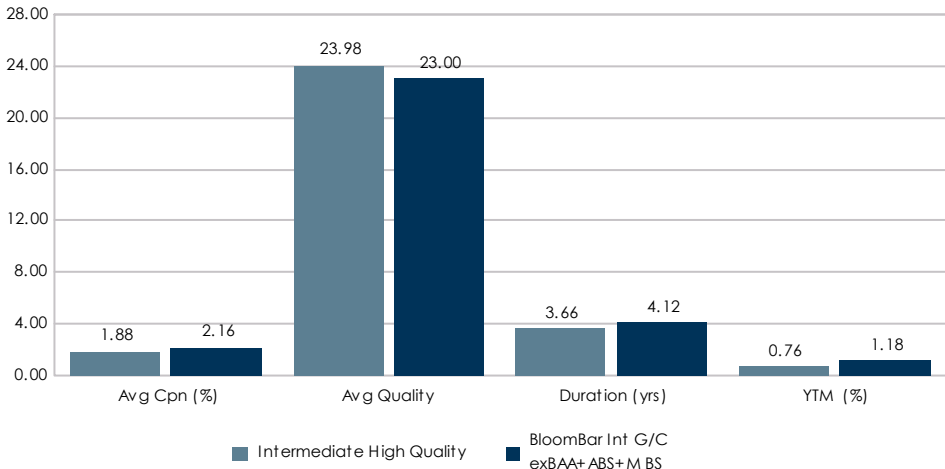
FMIvT Intermediate High Quality Bond Fund

For the Periods Ending June 30, 2021

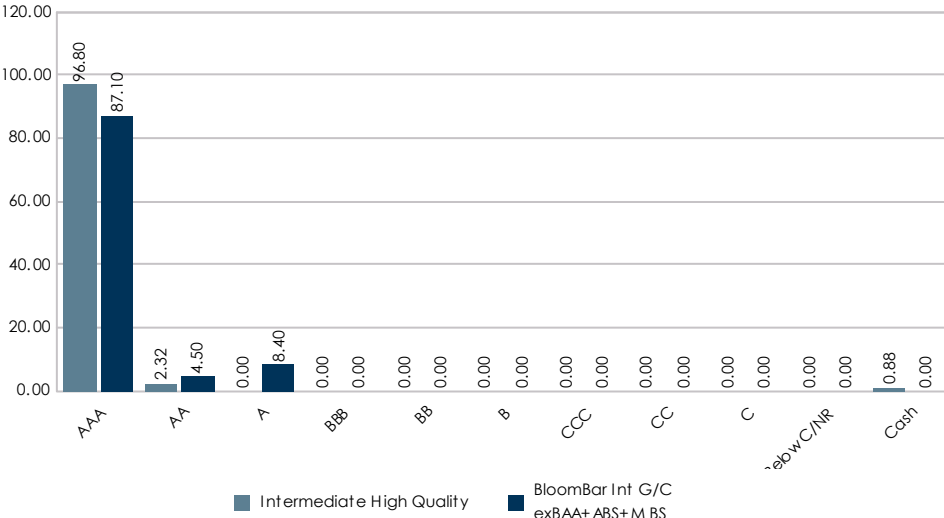
Growth of a Dollar



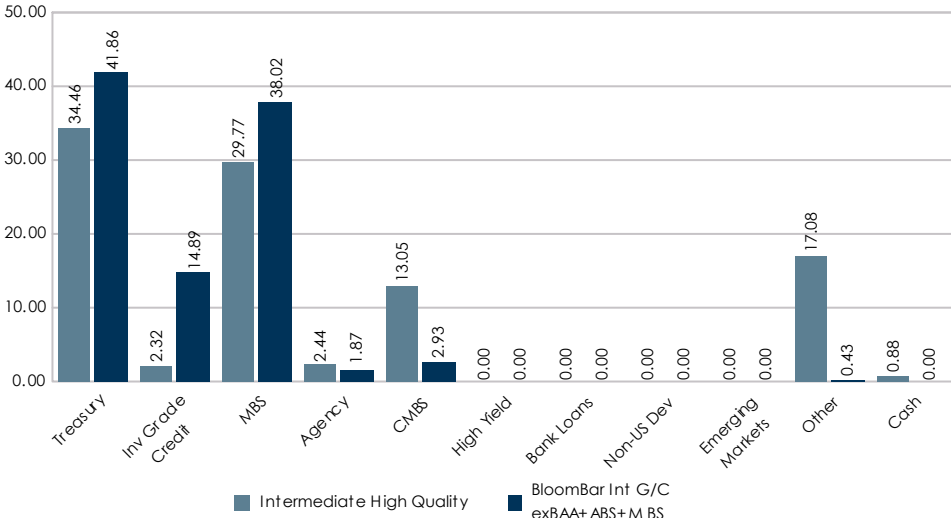
Characteristics



Quality Allocation



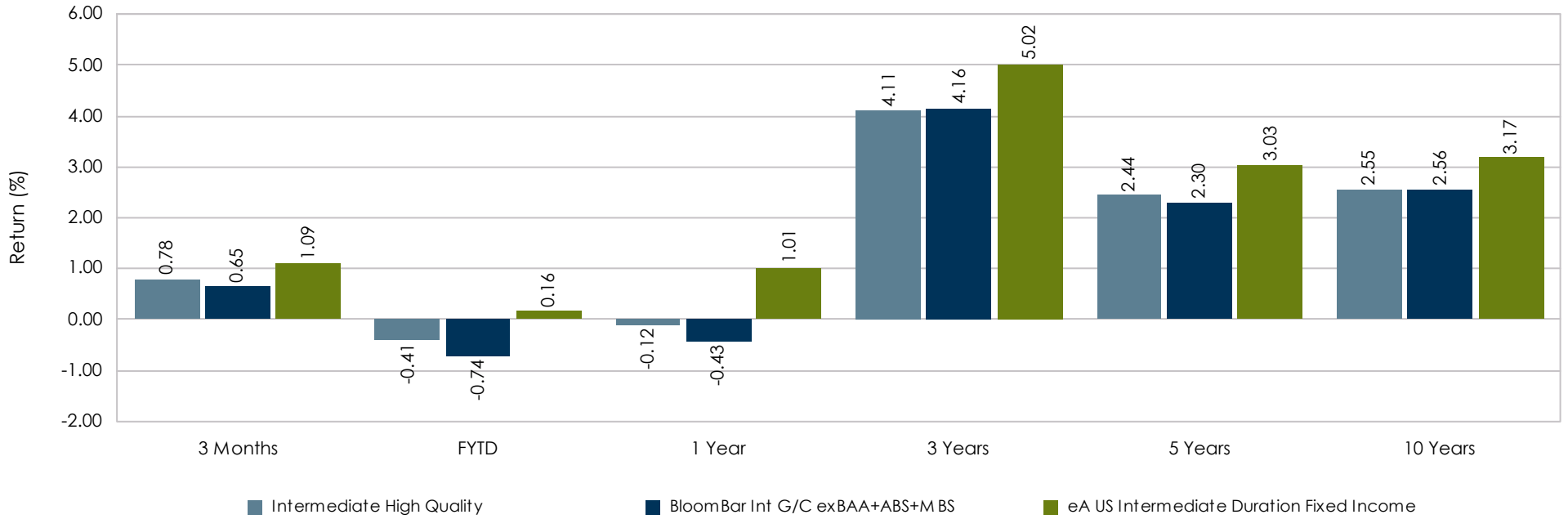
Sector Allocation



The Other sector consists of ABS, CMO, Convertibles, Municipals, Private Placements/144As and TIPS.

FMIvT Intermediate High Quality Bond Fund

For the Periods Ending June 30, 2021

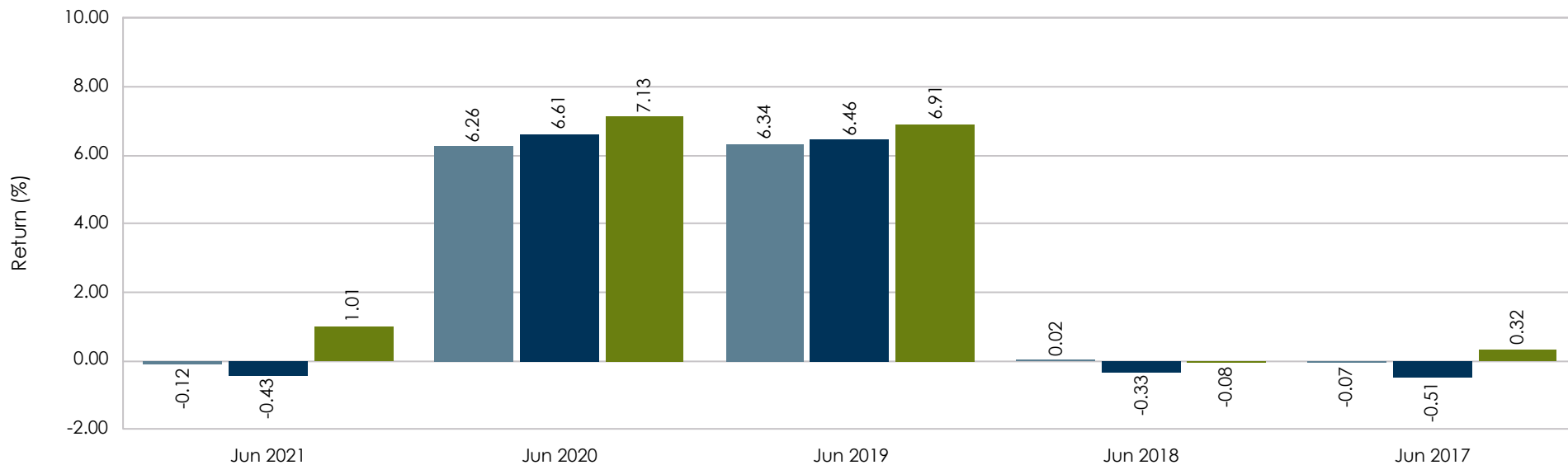


	3 Months	FYTD	1 Year	3 Years	5 Years	10 Years
Ranking	89	85	90	94	92	94
5th Percentile	1.97	2.11	3.83	6.55	4.23	4.18
25th Percentile	1.29	0.78	2.07	5.38	3.34	3.46
50th Percentile	1.09	0.16	1.01	5.02	3.03	3.17
75th Percentile	0.95	-0.24	0.47	4.70	2.75	2.97
95th Percentile	0.65	-0.86	-0.40	3.99	2.26	2.46
Observations	198	198	198	192	188	170

The rankings represent the portfolio's returns versus a peer universe. The rankings are on a scale of 1 to 100 with 1 being the best.

FMIvT Intermediate High Quality Bond Fund

For the One Year Periods Ending June



■ Intermediate High Quality ■ BloomBar Int G/C exBAA+ABS+MBS ■ eA US Intermediate Duration Fixed Income

Ranking	90	84	86	38	72
5th Percentile	3.83	8.65	8.41	0.67	1.99
25th Percentile	2.07	7.60	7.21	0.19	0.88
50th Percentile	1.01	7.13	6.91	-0.08	0.32
75th Percentile	0.47	6.53	6.57	-0.31	-0.12
95th Percentile	-0.40	5.31	5.71	-0.68	-0.76
Observations	198	214	219	215	210

The rankings represent the portfolio's returns versus a peer universe. The rankings are on a scale of 1 to 100 with 1 being the best.