

FMIvT Expanded High Yield Bond Fund

For the Periods Ending September 30, 2020

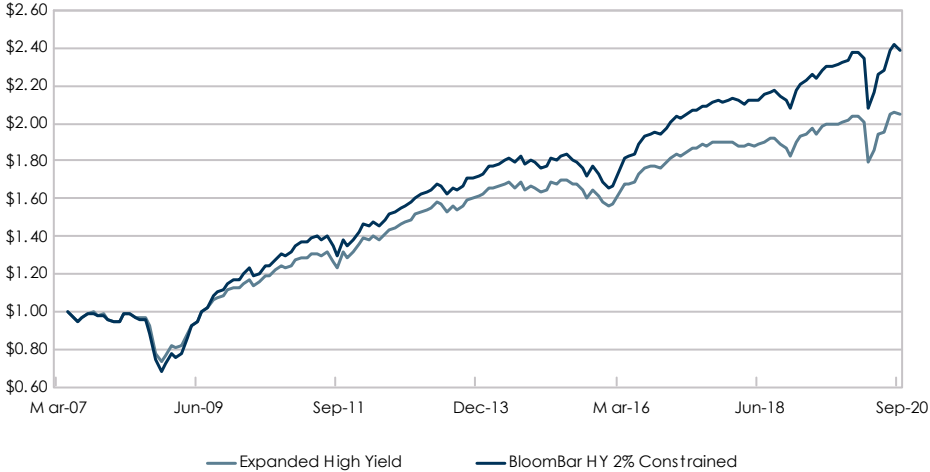
Portfolio Description	Portfolio Information
<ul style="list-style-type: none"> ▪ Strategy Expanded High Yield Fixed Income ▪ Manager Oaktree Capital Management ▪ Vehicle Non-Mutual Commingled ▪ Benchmark Barclays HY 2% Constrained ▪ Performance Inception Date June 2007 ▪ Fees Manager Fee - 55 bps; Admin Fee - 14.5 bps ▪ Total Expenses Approximately 76 bps 	<ul style="list-style-type: none"> ▪ Minimum initial investment \$50,000 ▪ Minimum subsequent investments \$5,000 ▪ Minimum redemption \$5,000 ▪ The Portfolio is open once a month, on the first business day following a Portfolio Valuation date, to accept Member contributions or redemptions. ▪ The Portfolio is valued on the last business day of the month. ▪ The Administrator must have advance written notification of Member contributions or redemptions.

Portfolio Objectives and Constraints	Dollar Growth Summary (\$000s)		
<ul style="list-style-type: none"> ▪ Invests in the domestic and European high yield markets through investment in below investment grade corporate fixed income securities. ▪ Outperform the BloomBar HY 2% Constrained over a complete market cycle (usually 3 to 5 years). ▪ Rank above median in a relevant peer group universe. ▪ The Portfolio is subject to interest rate, credit and liquidity risk, which may cause a loss of principal. Neither the Fund nor its yield is guaranteed by the US Government. 		3 Months	FYTD
	Beginning Market Value	48,895	50,052
	Net Additions	-82	-129
	Return on Investment	2,268	1,158
	Income	637	2,699
	Gain/Loss	1,630	-1,541
	Ending Market Value	51,081	51,081

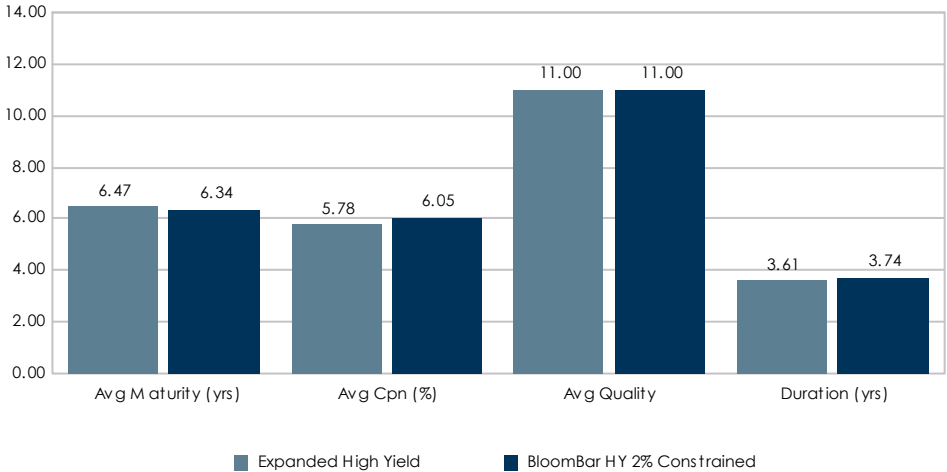
FMIvT Expanded High Yield Bond Fund

For the Periods Ending September 30, 2020

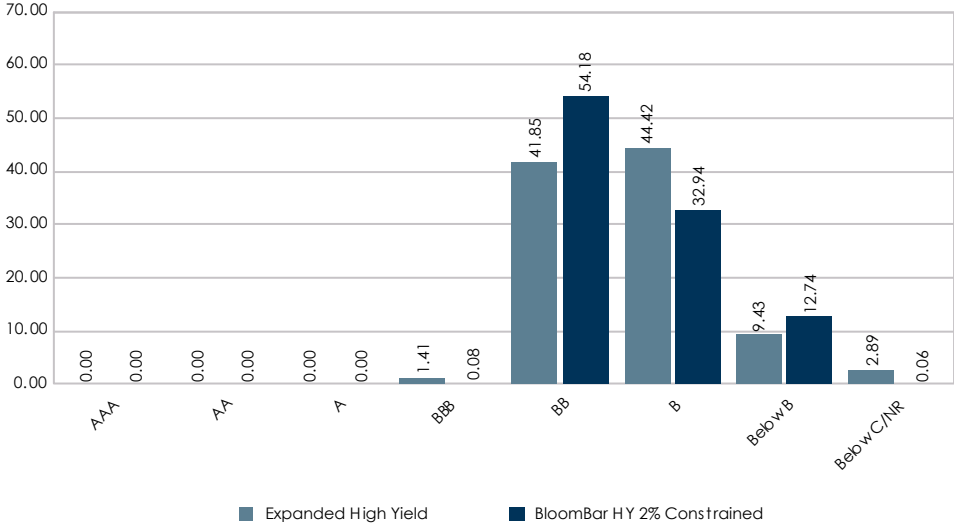
Growth of a Dollar



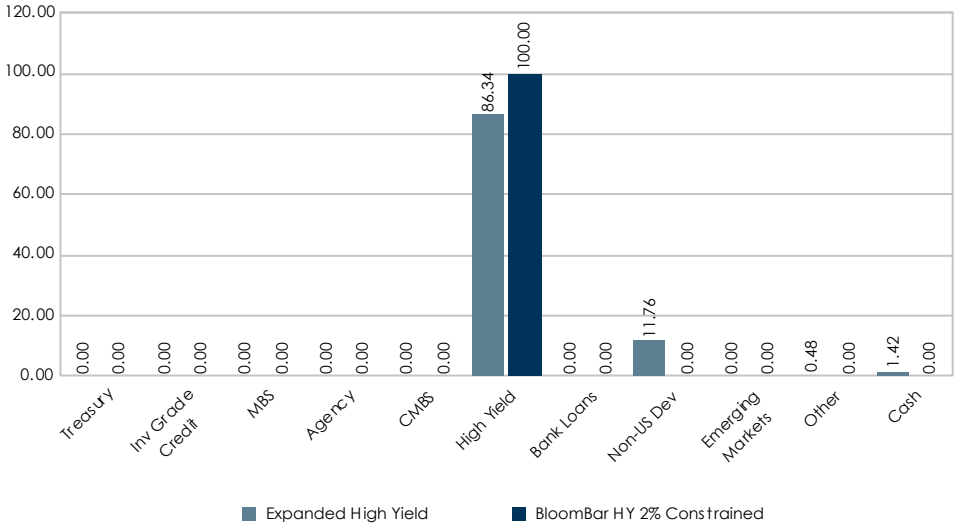
Characteristics



Quality Allocation



Sector Allocation

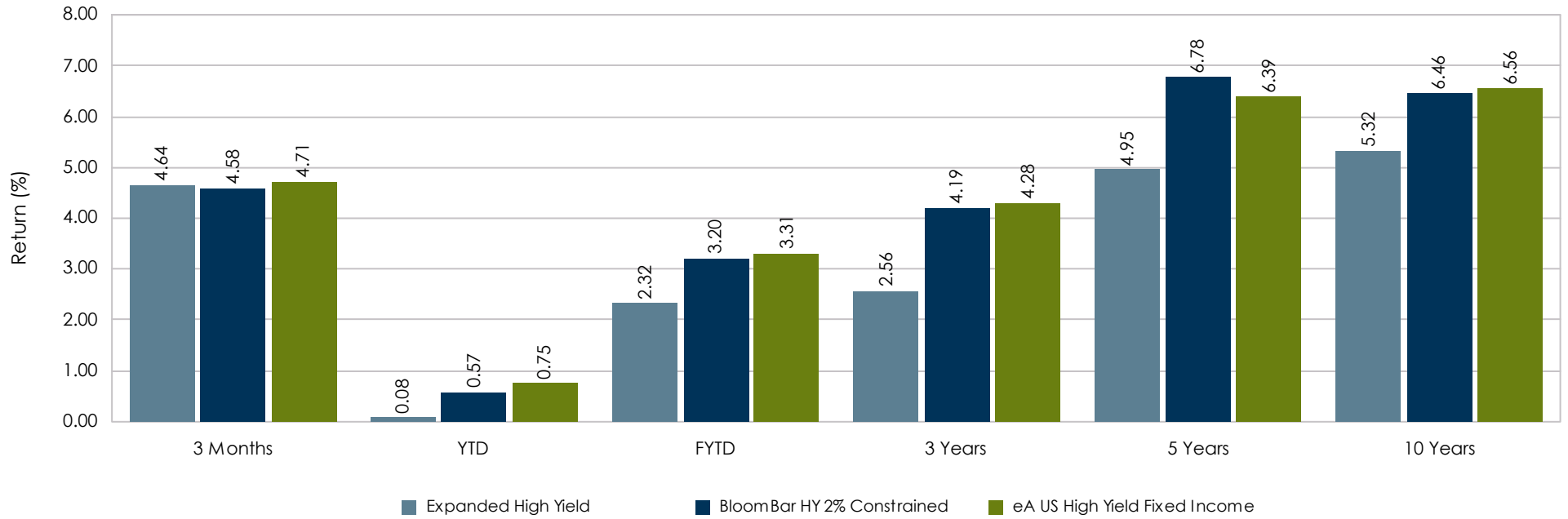


Characteristic and allocation charts represents data of the Oaktree Expanded High Yield Fund, LP (Limited Partnership).

The Other sector consists of ABS, CMO, Convertibles, Municipals, Private Placements/144As and TIPS.

FMIvT Expanded High Yield Bond Fund

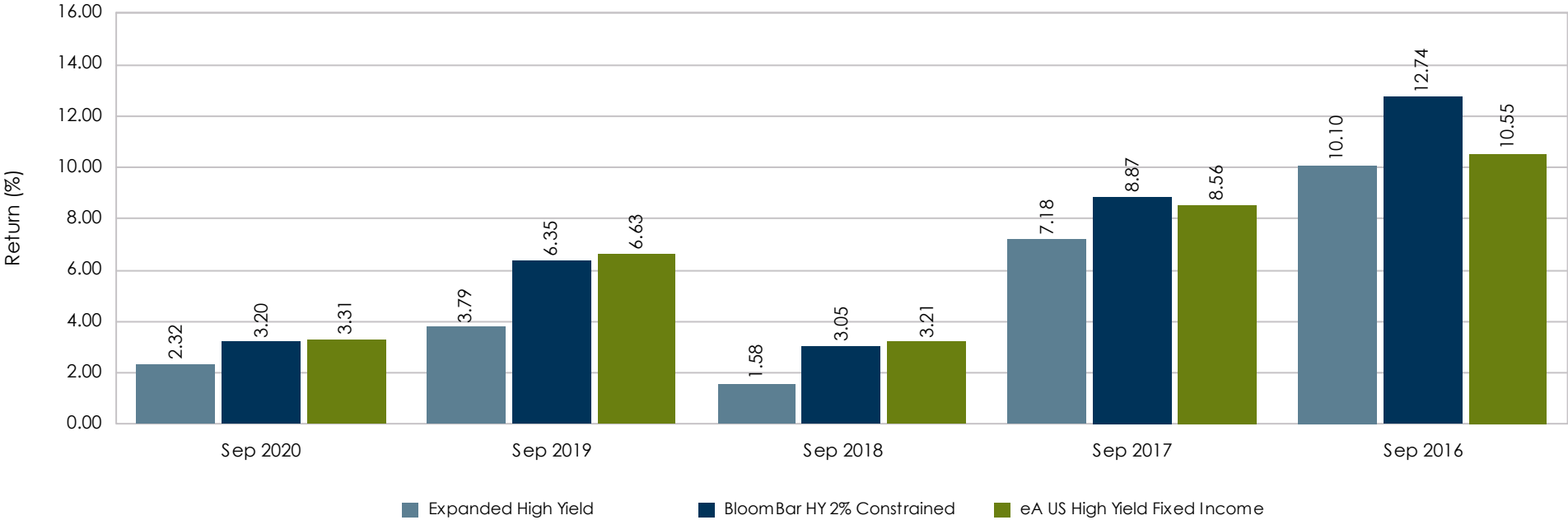
For the Periods Ending September 30, 2020



	Expanded High Yield	BloomBar HY 2% Constrained	eA US High Yield Fixed Income
Ranking	54	67	71
5th Percentile	6.09	3.91	6.52
25th Percentile	5.12	1.73	4.07
50th Percentile	4.71	0.75	3.31
75th Percentile	4.25	-0.40	2.07
95th Percentile	2.93	-2.89	-0.06
Observations	226	225	219

The rankings represent the portfolio's returns versus a peer universe. The rankings are on a scale of 1 to 100 with 1 being the best.

FMIvT Expanded High Yield Bond Fund
 For the One Year Periods Ending September



	Sep 2020	Sep 2019	Sep 2018	Sep 2017	Sep 2016
Ranking	71	90	94	80	59
5th Percentile	6.52	9.08	6.40	12.06	13.71
25th Percentile	4.07	7.96	4.02	9.56	11.56
50th Percentile	3.31	6.63	3.21	8.56	10.55
75th Percentile	2.07	5.59	2.48	7.47	8.87
95th Percentile	-0.06	2.51	1.42	4.78	5.54
Observations	225	254	240	230	232

The rankings represent the portfolio's returns versus a peer universe. The rankings are on a scale of 1 to 100 with 1 being the best.