

FMIvT 0-2 Year High Quality Bond Fund

For the Periods Ending September 30, 2023

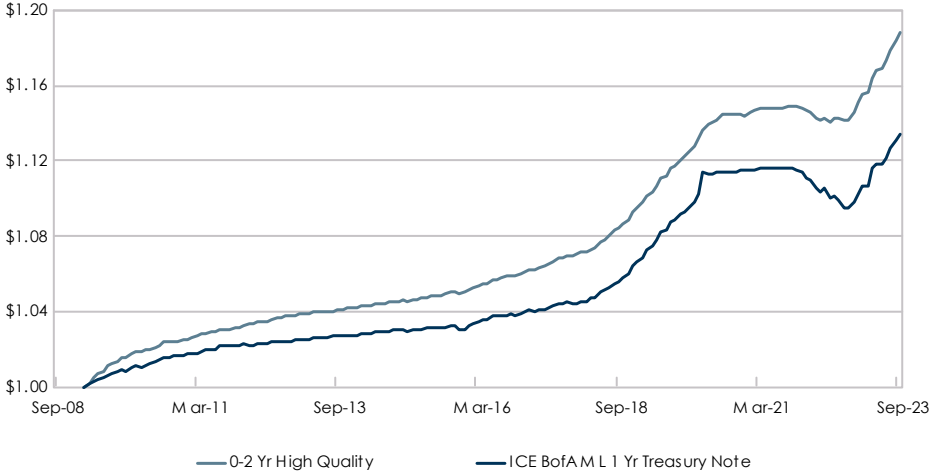
Portfolio Description	Portfolio Information
<ul style="list-style-type: none"> ■ Strategy Ultra-Short Term Fixed Income Portfolio ■ Manager Atlanta Capital Management Company ■ Vehicle Separately Managed Account ■ Benchmark BofA ML 1 Yr Treasury Note ■ Performance Inception Date April 2009 ■ Fees Manager Fees - 10 bps; Admin Fees - 10.5 bps ■ Total Expenses Approximately 23 bps 	<ul style="list-style-type: none"> ■ Minimum initial investment \$50,000 ■ Minimum subsequent investments \$5,000 ■ Minimum redemption \$5,000 ■ The Portfolio is open twice a month, on the first business day following the Portfolio Valuation date, to accept Member contributions or redemptions. ■ The Portfolio is valued on the 15th and last business day of the month. If the 15th is not a business day, the valuation is the next succeeding business day. ■ The Administrator must have advance written notification of Member contributions or redemptions.

Portfolio Objectives and Constraints	Dollar Growth Summary (\$000s)		
<ul style="list-style-type: none"> ■ Invests in Government and high quality securities while maintaining an average maturity of approximately one year. ■ Outperform the ICE BofA ML 1 Yr Treasury Note over a complete market cycle (usually 3 to 5 years). ■ Rank above median in a relevant peer group universe. ■ The Portfolio is subject to interest rate and credit risk, which may cause a loss of principal. Shares of the Portfolio are neither insured nor guaranteed by any US Government Agency, including the FDIC. 		3 Months	FYTD
	Beginning Market Value	162,547	160,509
	Net Additions	644	-1,615
	Return on Investment	2,090	6,387
	Income	981	3,267
	Gain/Loss	1,109	3,120
	Ending Market Value	165,280	165,280

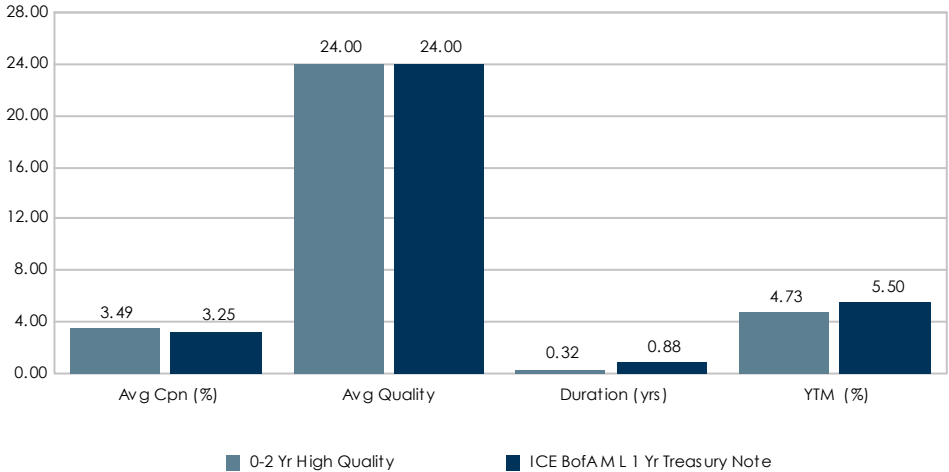
FMIvT 0-2 Year High Quality Bond Fund

For the Periods Ending September 30, 2023

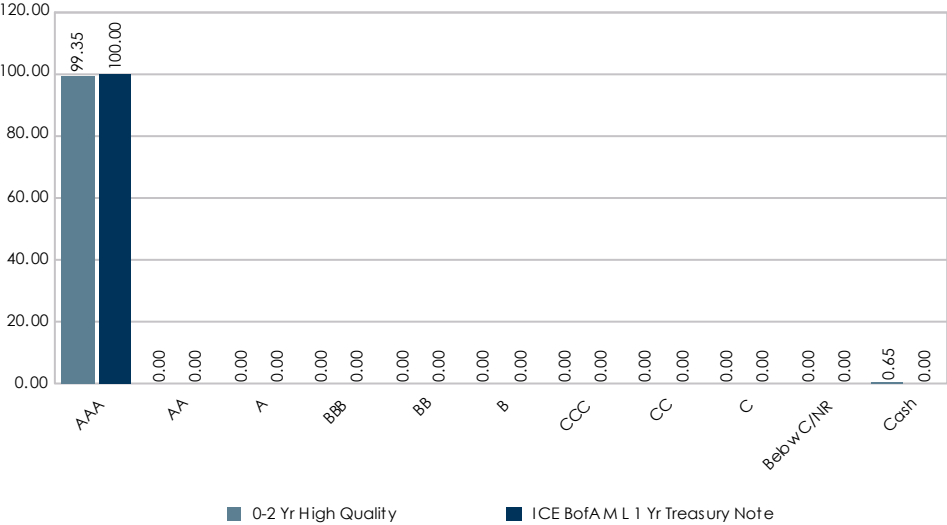
Growth of a Dollar



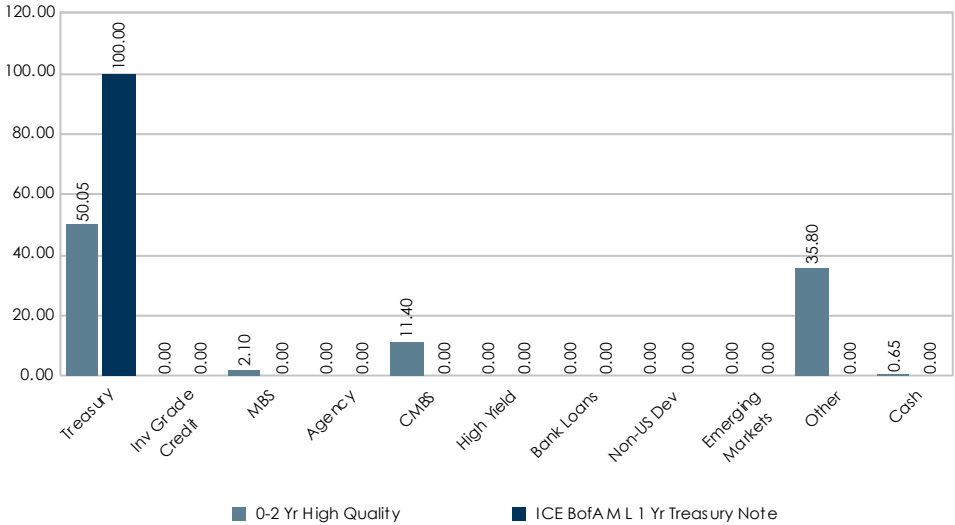
Characteristics



Quality Allocation



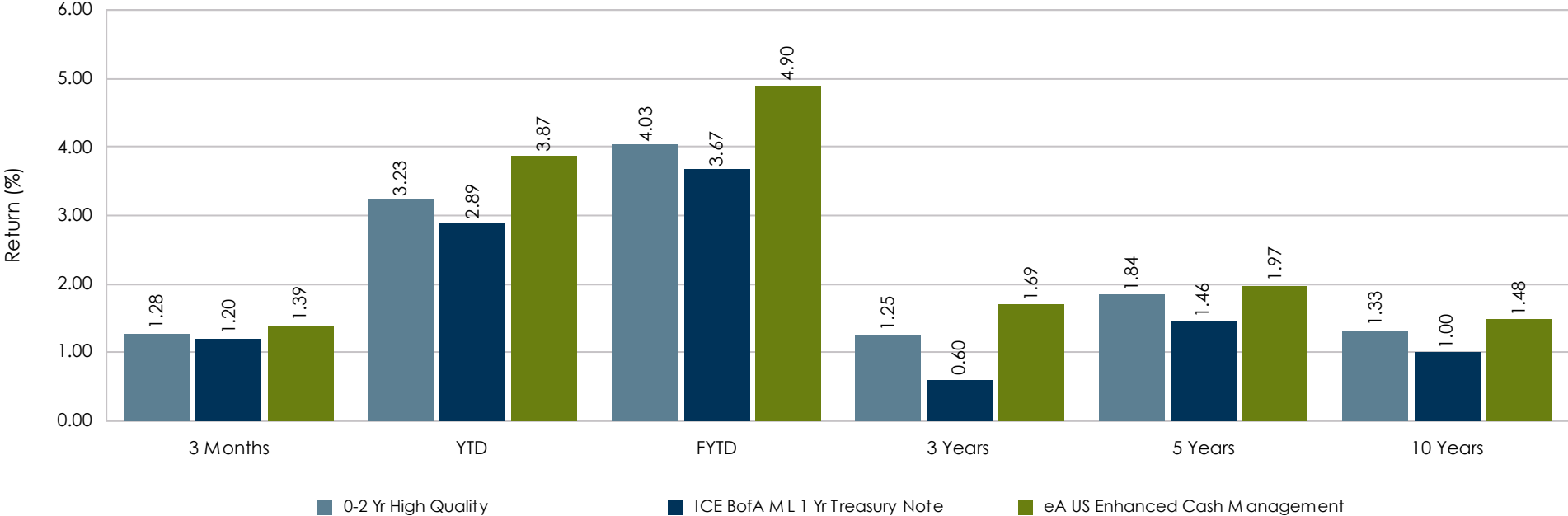
Sector Allocation



The Other sector consists of ABS, CMO, Convertibles, Municipals, Private Placements/144As and TIPS.

FMIvT 0-2 Year High Quality Bond Fund

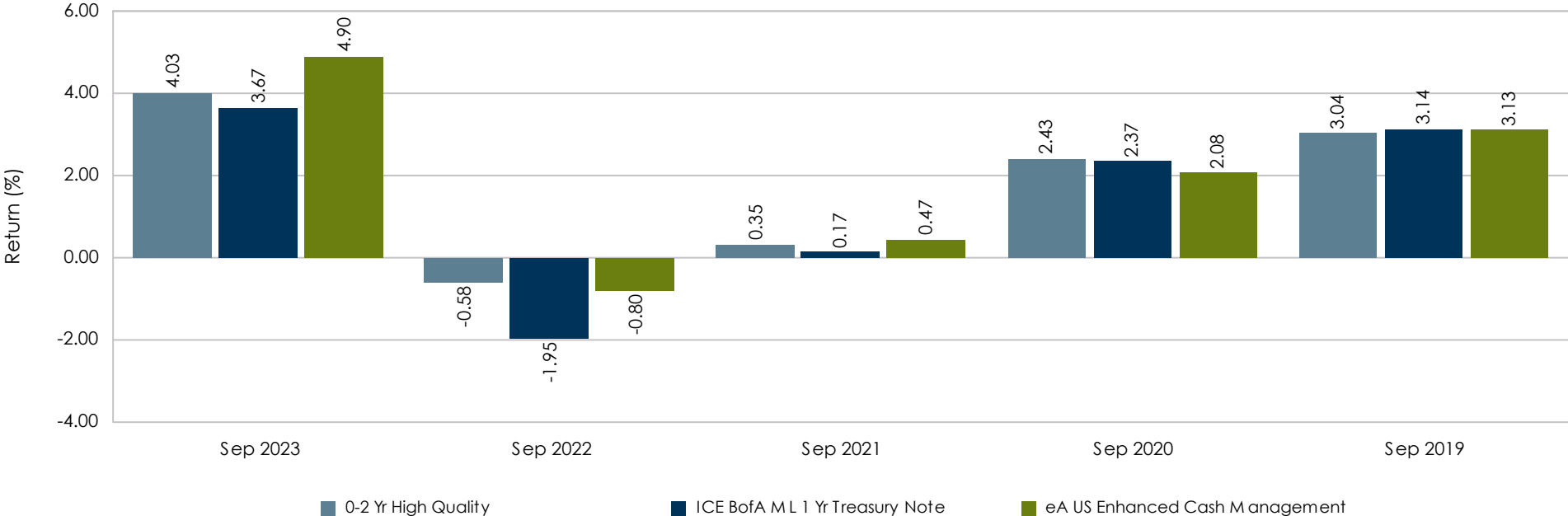
For the Periods Ending September 30, 2023



	3 Months	YTD	FYTD	3 Years	5 Years	10 Years
Ranking	79	88	90	71	69	85
5th Percentile	1.76	5.09	6.39	2.50	2.49	2.20
25th Percentile	1.48	4.22	5.30	1.95	2.14	1.70
50th Percentile	1.39	3.87	4.90	1.69	1.97	1.48
75th Percentile	1.31	3.45	4.40	1.19	1.80	1.37
95th Percentile	0.96	2.85	3.71	0.63	1.35	1.19
Observations	79	78	78	76	73	57

The rankings represent the portfolio's returns versus a peer universe. The rankings are on a scale of 1 to 100 with 1 being the best.

FMIvT 0-2 Year High Quality Bond Fund
 For the One Year Periods Ending September



	Sep 2023	Sep 2022	Sep 2021	Sep 2020	Sep 2019
Ranking	90	46	66	35	54
5th Percentile	6.39	0.87	1.59	3.41	3.81
25th Percentile	5.30	0.10	0.73	2.59	3.49
50th Percentile	4.90	-0.80	0.47	2.08	3.13
75th Percentile	4.40	-1.57	0.27	1.54	2.73
95th Percentile	3.71	-3.06	0.16	1.14	2.50
Observations	78	89	90	92	92

The rankings represent the portfolio's returns versus a peer universe. The rankings are on a scale of 1 to 100 with 1 being the best.